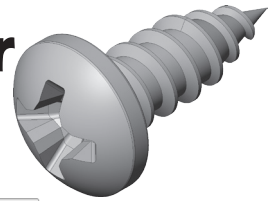


Screw from McMaster-Carr



A. McMaster-Carr website.

Step 1. Go to **McMaster-Carr** web page 18-8 Stainless Steel Phillips Rounded Head Screws for Sheet Metal.

Step 2. Click part number **92470A049**
No. 1 3/16"
set file type to 3-D SOLIDWORKS
click Download, Fig. 1.

B. Copy Screw File.

Step 1. Use File Explorer (**Windows-E**) to copy the screw file from your Downloads folder to your **Tank** folder, **Fig. 3.**

McMASTER-CARR. screws

199 Products

About Tapping Screws

18-8 Stainless Steel Phillips Rounded Head Screws for Sheet Metal

18-8 stainless steel screws have good chemical resistance and may be mildly magnetic. They penetrate 0.025" and thinner sheet metal. Length is measured from under the head.

Black-oxide stainless steel screws have a dark surface color.

CAD For technical drawings and 3-D models, click on a part number.

18-8 Stainless Steel—Inch

| | | Head | | Drive Size | Drill Bit Size | Approximate Threads per Inch | Pkg. Qty. | Pkg. |
|--------------|--------|--------|-------|------------|----------------|------------------------------|-----------|--------|
| Lg. | Dia. | Ht. | | | | | | |
| No. 0 | | | | | | | | |
| 1/8" | 0.116" | 0.044" | No. 0 | No. 55 | 52 | 50 | 92470A015 | \$6.86 |
| 3/16" | 0.116" | 0.044" | No. 0 | No. 55 | 52 | 50 | 92470A018 | 6.93 |
| 1/4" | 0.116" | 0.044" | No. 0 | No. 55 | 52 | 10 | 92470A022 | 7.42 |
| 5/16" | 0.116" | 0.044" | No. 0 | No. 55 | 52 | 50 | 92470A024 | 7.17 |
| 3/8" | 0.116" | 0.044" | No. 0 | No. 55 | 52 | 10 | 92470A026 | 7.59 |
| 7/16" | 0.116" | 0.044" | No. 0 | No. 55 | 52 | 50 | 92470A028 | 7.36 |
| 1/2" | 0.116" | 0.044" | No. 0 | No. 55 | 52 | 10 | 92470A031 | 7.78 |
| 5/8" | 0.116" | 0.044" | No. 0 | No. 55 | 52 | 50 | 92470A041 | 9.36 |
| 3/4" | 0.116" | 0.044" | No. 0 | No. 55 | 52 | 50 | 92470A045 | 10.79 |
| No. 1 | | | | | | | | |
| 1/8" | 0.142" | 0.053" | No. 0 | No. 52 | 48 | 50 | 92470A048 | 6.61 |
| 3/16" | 0.142" | 0.053" | No. 0 | No. 52 | 48 | 50 | 92470A049 | 6.50 |

Phillips Rounded Head Screws for Sheet Metal, 18-8 Stainless Steel, Number 1 Size, 3/16" Long

Packs of 50

ADD TO ORDER

Product Detail CAD 3-D Solidworks Download

| | | | | | | | | |
|-------|--------|--------|-------|--------|----|----|-----------|------|
| 1/4" | 0.142" | 0.053" | No. 0 | No. 52 | 48 | 10 | 92470A050 | 7.04 |
| 5/16" | 0.142" | 0.053" | No. 0 | No. 52 | 48 | 50 | 92470A055 | 6.86 |
| 3/8" | 0.142" | 0.053" | No. 0 | No. 52 | 48 | 10 | 92470A054 | 7.29 |
| 7/16" | 0.142" | 0.053" | No. 0 | No. 52 | 48 | 50 | 92470A056 | 7.05 |
| 1/2" | 0.142" | 0.053" | No. 0 | No. 52 | 48 | 10 | 92470A057 | 7.50 |
| 5/8" | 0.142" | 0.053" | No. 0 | No. 52 | 48 | 50 | 92470A061 | 7.38 |
| 3/4" | 0.142" | 0.053" | No. 0 | No. 52 | 48 | 50 | 92470A065 | 9.21 |

Fig. 1

C:\Tech Ed 21-22\Tank

File Home Share View

Pin to Quick access Copy Paste Copy path Move to Copy to Delete Rename New folder Easy access Properties Edit History Select all Select none Invert selection

Tech Ed 21-22 > Tank

- my mcamx9
- Tech Ed 10-11
- Tech Ed 11-12
- Tech Ed 12-13
- Tech Ed 13-14
- Tech Ed 14-15
- Tech Ed 15-16
- Tech Ed 16-17
- Tech Ed 17-18
- Tech Ed 18-19
- Tech Ed 19-20
- Tech Ed 20-21
- Tech Ed 21-22
- Tank**
- Tutorials

92470A049_Phillips Rounded Head Screws for Sheet Metal.SLDPRT

army green high gloss plastic.p2m

BATTERY AA.SLDPRT

BATTERY HOLDER 2X3X AA ASSEMBLY.SLDASM

BATTERY HOLDER 2X3X AA.SLDPRT

GEARBOX SHAFT.SLDPRT

GEARBOX.SLDPRT

GUN.SLDPRT

IDLER.SLDPRT

LOWER HULL.SLDPRT

Fig. 2

C. Edit Screw Length.

Step 1. Switch back to SOLIDWORKS and open your **Screw part file**.

Step 2. Expand **Core Geometry folder** in the Feature Manager, click **Sketch1** and **Edit Sketch** in the content toolbar, **Fig. 3**.

Step 3. Click **Normal To** on the Standard Views toolbar. (**Ctrl-8**)

Step 4. Change **length dimension** to **.21**, **Fig. 4**.

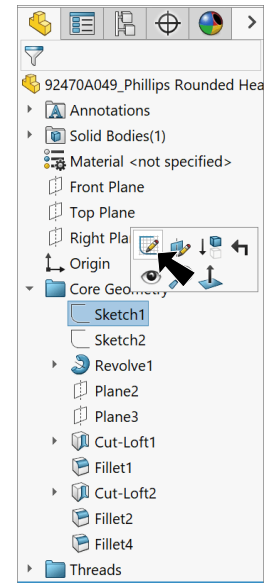


Fig. 3

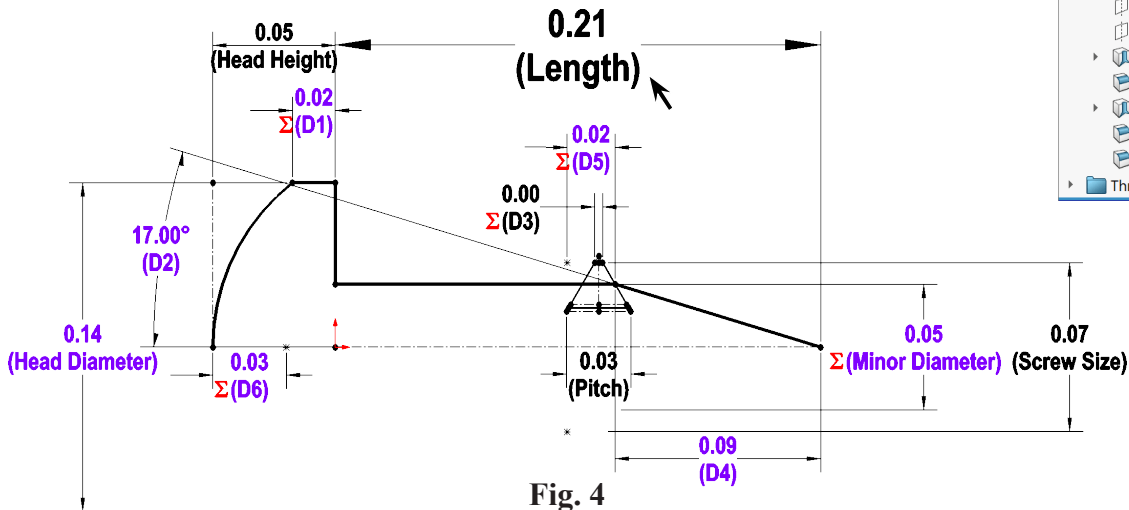
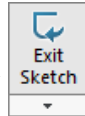


Fig. 4

Step 5. Click **Exit Sketch** on the Sketch toolbar.



D. Save as "92470A049_Phillips Rounded Head Screws for Sheet Metal .21".

Step 1. Click File Menu > Save As.

Step 2. Key-in **92470A049_Phillips Rounded Head Screws for Sheet Metal .21** for the filename and press ENTER.

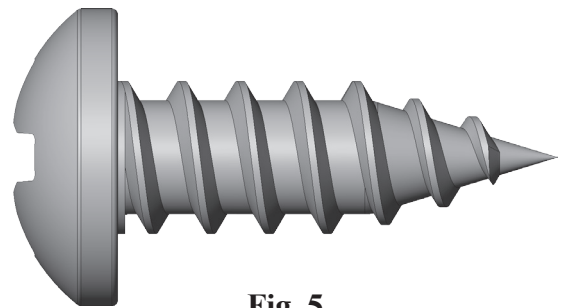


Fig. 5

The mates for the screw are in next chapter, the Antenna Chapter 31.