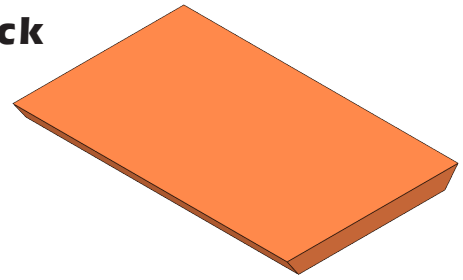




## Stake Bed Pickup Truck Sunroof



### A. Draft.

Step 1. Open your Sunroof part file.

Step 2. Click **Features** on the Command Manager toolbar.

Step 3. Click **Draft** on the Features toolbar.

Step 4. In the Draft Property Manager set:

under Type of Draft, **Fig. 1**

select **Neutral plane**

under Draft Angle

**3°**

Neutral Plane

click **top face, Fig. 2**

**Reverse Direction**

the direction arrow should point down

Faces to Draft

click **both side faces**

**Tip:** Right click top face and click **Select Other** to select other side face.

Click **Front** on the Standard Views toolbar. (Ctrl-1).

Click **Detailed Preview** at top of Property Manager. Confirm draft.

Click OK .

Step 5. Save (Ctrl-S).

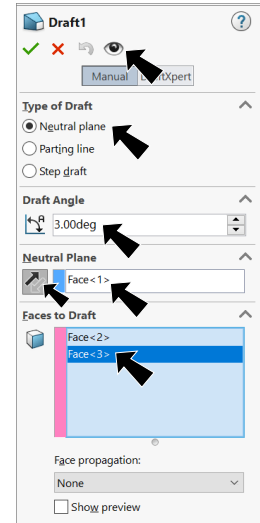


Fig. 1

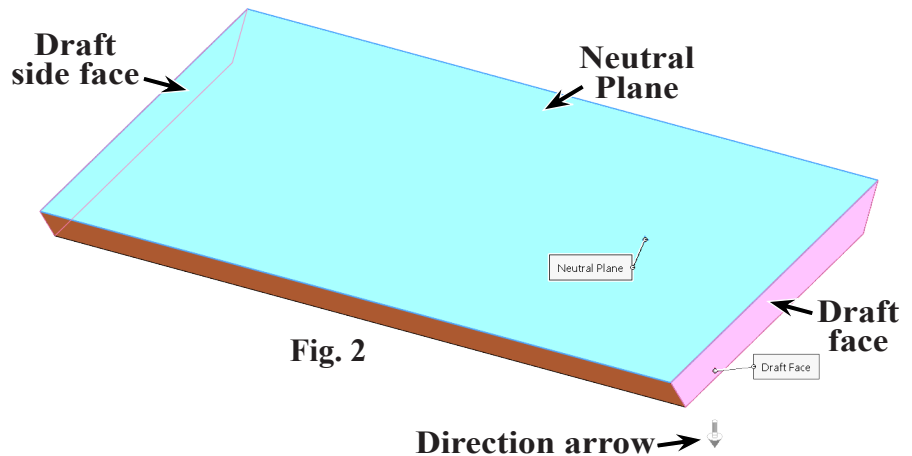


Fig. 2




Fig. 3